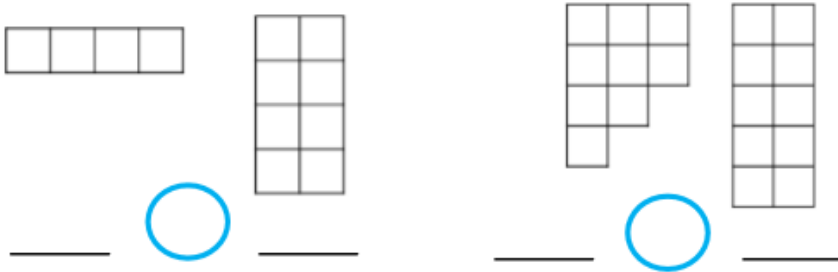


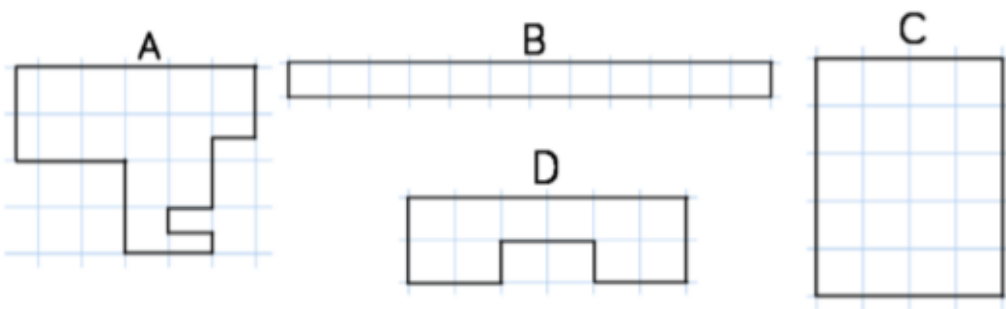
DAY FIVE

AREA

Activity 1: Fill in the blanks using $<$ and $>$



Activity 2: Put the shapes in order from largest to smallest area.

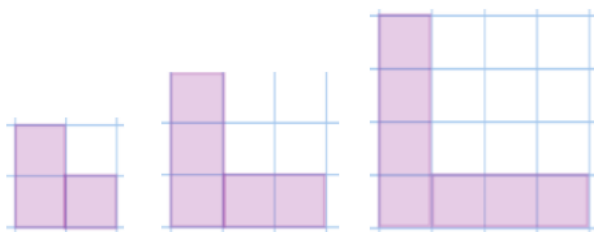


Activity 3: Here is a shape.



- (a) Draw a shape that has an area that is smaller than this shape but greater than 7 squares.
- (b) Draw a shape that has an area equal to the original shape, but looks different.

Activity 4: Look at these shapes.



- a) Spot the pattern and explain how the area is changing each time.
- b) Draw the next shape. What is the area?
- c) What would the area of the sixth shape be?
- d) Can you spot any patterns in your answers?